





Boho Ring with handcrafted dried flowers

Metal rings are a beautiful trend for home decor! The possibilities are endless when it comes to crafting with metal rings. Here we have decorated a large ring with handcrafted "dried" flowers. You could also use fresh flowers or already dried ones, but isn't it a wonderful idea to create your own dried grasses and flowers? Follow our step-by-step guide for inspiration!



Using hot glue, glue the end of the jute ribbon at two thirds of the size of the ring.



Pull the jute ribbon to the other side of the ring and wind around once and then back to the starting point.




Repeat this step 5 times. (You now have 6 jute ribbon lengths across your ring). Glue the end of the jute onto the ring using hot glue.



Cut a piece of jute rope to your required length and tie this to the top of the ring to use for hanging up.



Palmleaf: Draw a palm leaf onto Kraft Florence paper, cut this out. You can make different sizes and shapes. Starting in the middle of the leaf, using a score board, score lines at every cm. Fold this in a harmonica style.



Using hot glue, glue a stick or small branch into the middle of the score lines and then glue the harmonica folds together at the bottom of the leaf. Tip: Use a clothes peg to hold this together until the glue has dried.





FeatherTwig: Glue feathers to a twig using the glue gun . Start by adhering one feather at the top and then continue to add more feathers, one by one in a circular form for a cascading effect.



Ochre Yellow Balls on Twigs: Use a twig or a wooden dowel as a stem and glue a yellow pom pom onto the top of the stem. Make two or three of these and divide them over your ring.



Stem with small balls: Apply glue to three quarters of the length of the stick or wooden dowel. Dip this into a bag of small styrofoam grains . Leave to dry. This step can be repeated as necessary, add some more glue to the grains and dip again. Use spray paint to colour the



Try adding some gypsophila between your handcrafted "dried" flowers by sliding the stems of all flowers between the jute ribbon. Now you are ready to hang up your trendy home deco ring to enjoy!

