




## Create a Watercolour Card with Versafine Clair


Do you want to add more depth to your stamped designs? With this simple masking technique, you can effortlessly create layers and a playful effect on your cards and other craft projects!




Stamp with Versafine Clair on a folded watercolour card.




Stamp the same design again on another piece of paper (the type of paper doesn't matter).



Cut out the design – this will be your mask.



Place the cut-out mask over the stamped image on the watercolour card and secure it with a magnet.



Stamp new designs over the mask, then remove it. This technique makes it easy to create a layered effect.



Let the ink dry, then paint over the stamped images. Since Versafine Clair is waterproof, it won't smudge.

